

Sliding Sash Windows

Traditional appearance, modern performance







Welcome

Thank you for considering our company for your Sliding Sash Windows.

Our brochure gives you some examples of the amazing windows we produce and the detail that goes into every one.

We hope you see something that would enhance your property, and remember we're always here to help.

Contents

Features	4 - 5
Thermal Performance	6 - 7
Technical	8 - 9
Security	10 - 11
Combination frames	14 - 15
Colours	16 - 17
Glass	18 - 19
Glass Accessories	20 - 21
Hardware	22
Window Accessories	23



Features

Contemporary classics

Marrying the vintage charm of sliding sash windows with the very best hardware, including top-of-the-range operating mechanisms, our hand-built PVCu windows are virtually indistinguishable from the timber windows they could be replacing.

Curves in all the right places

The sculpted system was created to give the window a finish and a look of elegance rarely found with PVCu windows. These curves soften the appearance of the window giving an improved aesthetic finish.

In addition to this, the system also offers very slim profile sections in terms of the jambs, sash sections and mid-rail to recreate the appearance of a traditional timber sash window.

Easy to clean

Not only are the windows designed to look stunning but they are also practical. The sliding sash windows are manufactured as standard with an inward opening tilt facility to allow cleaning of the glass and frame from inside the property.







Thermal performance Efficiency at its best

Our sliding sash windows are amongst the most thermally efficient available in the UK today. 'B' rated as standard with 'A' rated options available, you can be sure that your new windows will only help bring your energy costs down.

British Standards

Our sliding sash windows have gone through significant transformation over the last decade in a continuing effort to achieve the very best thermal performance. Our sliding sash windows are tested in accordance with:-

Air permeability	BS EN 1026:2000
Watertightness	BS EN 1027:2000
Wind resistance	BS EN 12211:2000
Weather testing	BS EN 6375 Part 1:2009



U-values

The glass specification is the most significant component when affecting the windows overall thermal efficiency. Each sliding sash window is supplied as standard with 24mm Low E double glazed units incorporating Edgetech's Superspacer bar manufactured in accordance with British Standards.

The glazing options available enable the overall window U-value to vary from 1.7W/m²K as standard to 1.4W/m²K by combining argon gas filling and soft-coat glass.



Technical

More than just distinctive looks

The simple operation of two sashes within an outer frame that work independently of each other, on a balance mechanism, designed to hold each sash at any height.

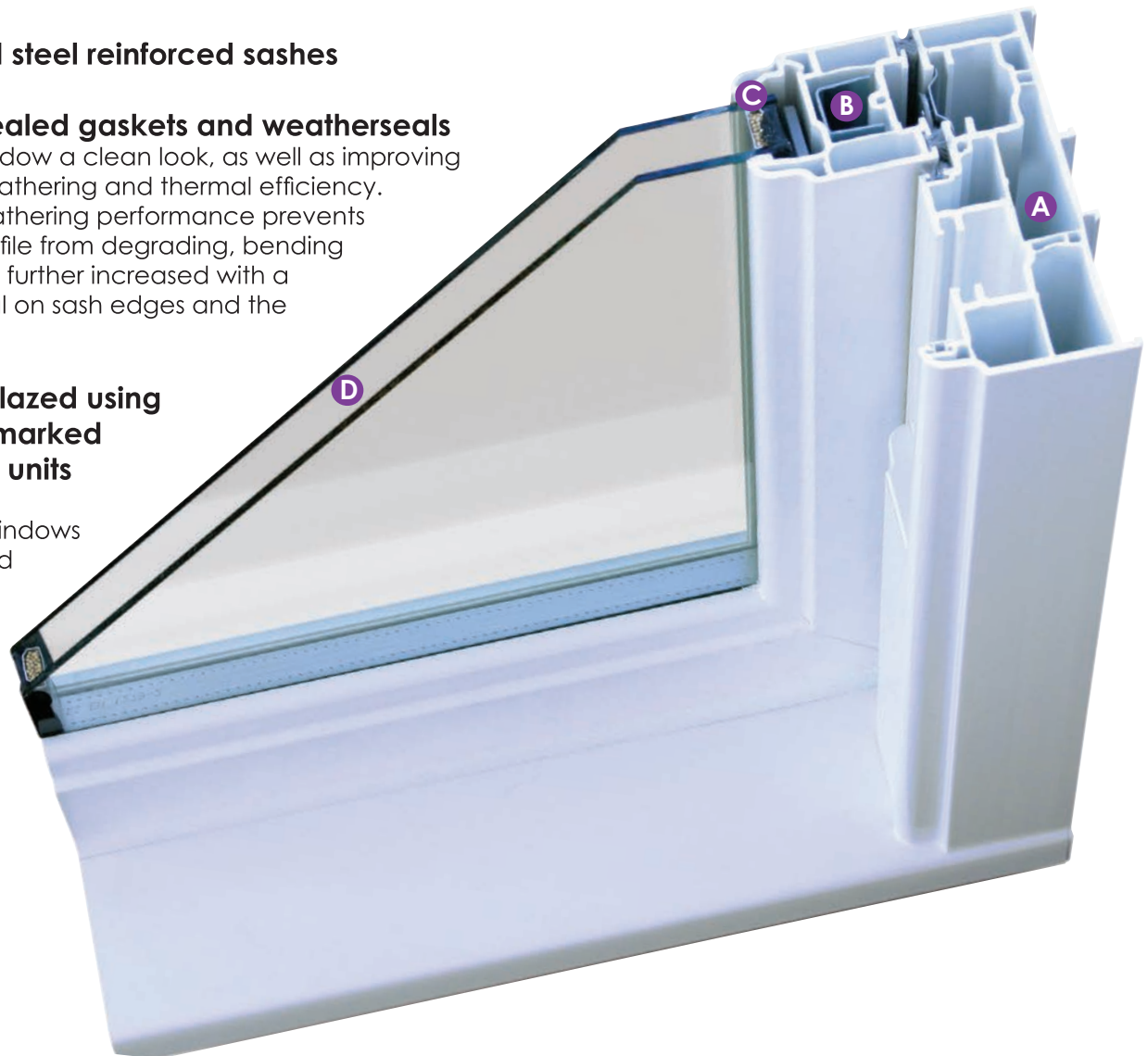
A Multi chambered outer frame

B Galvanised steel reinforced sashes

C Fully concealed gaskets and weatherseals
Gives the window a clean look, as well as improving long term weathering and thermal efficiency. Excellent weathering performance prevents the PVCu profile from degrading, bending and warping, further increased with a brush pile seal on sash edges and the outer frame.

D Internally glazed using 24mm Kitemarked Low E glass units

Our vertical sliding sash windows are enhanced through the use of 'Low E' glass which will retain heat and save on energy costs.





Security

Secured by Design

Homeowners wanting energy efficient and authentic-looking sliding sash windows needn't compromise on security. We are proud to offer one of the most secure windows on the market.

Awarded the highly respected 'Secured by Design' accreditation, it was devised by the Association of Chief Police Officer, to focus on crime prevention of homes and commercial premises.

Secured by Design promotes the use of security standards for a wide range of applications and products, including windows and doors.

Upgraded features


- 1 Upgraded locking catch fixed directly in to the sash reinforcement
- 2 Upgraded locking keep fixed in to the internal beading in four places
- 3 Security blocks fitted to the top sash to stop lateral force being used to push the sash inwards
- 4 Additional reinforcement in the outer frame channels
- 5 Reinforced tilt latches to top and bottom sashes

Please note that the Secured By Design window is not standard, it must be requested as part of the window specification.

Secured by Design



Police Preferred Specification









Combination Frames

A window for every occasion



Flags

Got a particularly wide window? Then why not take advantage of our 'flag window' solution? This will enable you to link multiple sliding sash windows together in various formats giving you the opportunity to create something extra special and tailored specifically for you without losing a large amount of your glass area.



Bays

An elegant, gently curved bow window or an angled bay window can make your home feel bigger and brighter. Our different bay variations can be used to replace existing bow or bay windows and can generally be installed in most properties with an accommodating aperture. Choose from our 90 degree bay options or variable angle bay option to really give your house the kerb appeal it deserves.



Arches

We are proud to offer our arched top sliding sash windows. The epitome of style and a delight to see first-hand, these arched top windows are manufactured bespoke to suit any aperture.



Colours

One window, unlimited choice


Our sliding sash windows are available in an array of varying finishes from our standard smooth and wood-grain options to RAL colours and traditional heritage colours like Farrow & Ball. The choice really is endless.

Standard colours


Available in two smooth and six wood grain finishes. The wood grain finishes can be offered either both sides or external face only with a white smooth interior.

Bespoke colouring


If you want something extra special then why not take a look at our bespoke colouring options. We offer all 'RAL' colours and Farrow & Ball's whole colour range so you can really give your windows that authentic touch. Bespoke colouring is also available in smooth and wood grain finishes.




Cream smooth



White smooth




Black wood grain



Cream wood grain



Rosewood wood grain



White wood grain



Golden Oak wood grain



Irish Oak wood grain



Premium Collection



Oriel Texture Laurel




Oriel Laurel



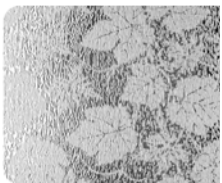
Oriel Coppice



Oriel Canterbury



Sandblast




Oriel Texture Coppice



Oriel Brocade



Oriel Texture Brocade



Oriel Texture Canterbury

Glass

Not such a clear choice

For those areas where you need a little bit more privacy, choose from our huge range of decorative obscure glass options.

Available in 15 standard options and a further 9 Premium options there is certainly no lack of choice. Five levels of privacy are available from 1 (least obscure) to 5 (most obscure)
Available in both toughened and laminated options for safety and/or security

Toughened

Where your windows are located less than 800mm from the internal floor level, this is a mandatory requirement.


Acoustic Laminate

If outside noise is a particular issue why not consider our acoustic laminate glass option? Designed specifically to offer the very best in noise reduction and protection for people and property.

Obscure glass



Warwick



Stippolyte



Autumn




Minster



Chantilly



Teffeta



Charcoal Sticks




Contora




Digital



Everglade



Florielle



Oak



Pererine



Mayflower



Cotswold

Glass Accessories

Glazing Bar Options



Through time sash window styles have changed dramatically. From the multiple squares of the 'Georgian era' to the Single vertical bar of the 'Victorian period'.

No matter when in history your property dates back to, we are able to offer a solution. Today's bar options emulate the style of the period without the need for individual units of glass, making them much more thermally efficient whilst not compromising on appearance.

A Internal Fret
Located inside the glass unit only, available in 18mm and 25mm options.

B Astragal Bar
Back-to-back spacer located inside the glass unit. Surface bars applied to the internal and external faces of the glass unit. Available in 20mm and 25mm.*

*Available as single bar only.





Spacer Bar Colours

With the sliding sash window having no visible gaskets the white smooth and white wood-grain options look great with a white spacer bar.

Tailor the spacer bar colour around your frame and hardware colour choices to create the perfect overall look.



Grey



White



Black


Hardware & Window Accessories

The finishing touches

The hardware used on our sliding sash window is designed to complement the window.

- A Lift hooks**
Designed to help lift the bottom sash up. These are retrospectively fitted once in-situ.
- B D-handles**
Can be fitted internally or externally to aid in sliding the top sash downwards. Optional and supplied loose.
- C Sash locks**
Securely keeps the top and bottom sashes locked together, supplied as standard on every window. Windows greater than 1000mm wide are fitted with two as standard.
- D Tilt buttons**
Lateral operation to allow the top and bottom sashes to tilt inwards for cleaning.
- E Ring pulls**
Optionally fitted to help pull down the top sash, supplied loose.

*All window hardware is available in white, gold, chrome or satin chrome.



F Trickle vents

Trickle vents are located in the top sash of the sliding sash window and allow a consistent flow of air or background ventilation in to the property. Trickle vents will help avoid problems associated with poor ventilation in naturally ventilated spaces, including: condensation, over ventilation, and excess drafts.

G Decorative sash horns

Traditional sash windows feature a sculpted timber section which acts as a stop to prevent the window from being opened too far. This was important to avoid damage to the weights and the sash itself. In PVCu manufacturing there is no requirement for the sash to perform this way. However, to match the elegant design of timber sash window we offer this as an option.

H Run-through sash horns

In our continuing effort to make our window indistinguishable from the original box sash windows, we have developed an alternative decorative sash horn feature. This option replaces the 'plant on' decorative sash horn and actually incorporates the sculptured horn in to the side jamb of the top sash.

I Safety Restrictors

The purpose of these safety restrictors is to limit how far the top and bottom sashes slide up and down. Designed for child safety; the window cannot open more than 100mm. This function can be overridden should you need to fully open the window. However the restrictors are designed to re-engage so that you can never forget to turn them back on.



